



CHAMPMIG 300








The world class Inverter based MIG / MMA Welder



TYPICAL APPLICATION

- Three phase inverter based high efficiency and high power factor DC Welder with high frequency switching technology.
- Suitable for both MIG and MMA welding operation.
- User friendly digital front panel interface with 7 segment LED display and multi function encoders.
- Anti stick function to protect the machine from short circuit condition in MMA mode.
- Option of Remote control unit with digital display for setting wire feed speed/current and voltage remotely in MIG/MMA mode.

SPECIFICATIONS

Technical Specifications	Unit	CHAMPMIG 300
Input		
Input Supply :		
Voltage 	Volts, Ac	415, +15%, -10%
Phase		3
Frequency	HZ	50/ 60
Characteristics		CC - CV
Input KVA @ 100% duty cycle 	KVA	8.1-MIG Mode, 10.66 MMA Mode
Input KVA @ 60% duty cycle	KVA	10.9-MIG Mode, 13.08 MMA Mode
Input KVA @ 35% duty cycle	KVA	12.9-MIG Mode, 17.45 MMA Mode
Input Current @ 100% duty cycle	Amps, Ac	11.2-MIG Mode, 14.9 MMA Mode
Input Current @ 60% duty cycle	Amps, Ac	15.1-MIG Mode, 18.4 MMA Mode
Input Current @ 35% duty cycle 	Amps, Ac	18.2-MIG Mode, 24.6 MMA Mode
Power Factor	%	Up to 85%
Efficiency		0.84 Max.
Output		
Open Circuit Voltage 	Volts, DC	65 V (+/-3V) - MIG mode, 88V (+/-5V) MMA Mode
Welding Current Range 	Amps, DC	50-250

Cont.

CHAMPMIG 300



The world class Inverter based MIG / MMA Welder

Cont.

Welding Current (40°C 10 minutes cycle)		
@ 100% duty cycle	X%	Amps, DC
@ 60% duty cycle		Amps, DC
@ 35% duty cycle		Amps, DC
Auxiliary Pre Heating Supply		Volts, AC, Watts

Front Panel Functions

1. Creep On/Off Switch	2. Crater Current & Voltage Adjustment	3. MMA/MIG Selection Switch
4. 2T/4T selection switch	5. GAS/OVC Check Switch	6. GAS CO2/ARCO2 Selection Switch
7. Segment LED display for displaying set Voltage & Wire Feed speed, while Welding display Actual Current & Voltage	8. Wire Selection 0.8/1.0/1.2 mm selection switch	9. Menu Switch Selecting all Functions - Gas Pre Flow Time, Weld on Current & Voltage, Burn Back Time, Gas Post Flow Time
10. Encoder for selection parameter Value Increment / Decrement	11. 10 memory Location with Save & recall function	12. Remote connector (10 meter remote control can be provide as an option for setting Voltage & wire feed speed)
13. Output Terminal KNOBS	14. Mains on 'Green' Color indication	17. Trip 'Red' Color LED Protection Mode
16. Torch switch gear	17. Gas Out	

General	Unit	Value
Ingress Protection		IP23S
Cooling	Class	Forced Air
Insulation	Type	H
Dimensions (L x W x H)	mm	575 x 225 x 450
Weight (approx.)	Kg	28
MIG Welding Parameter	Unit	Value
Gas Pre Flow Time	Sec.	0 to 10
Current Range in MIG	Amp.	10 to 300
Voltage Range in MIG	Volts.	14 to 40
Crater Current in MIG	Amp.	10 to 300
Crater Voltage in MIG	Volts.	14 to 40
Burn Back Time	Sec.	0 to 2
Gas Post Flow Time	Sec.	0 to 10

- **Warranty** : One year from the date of commissioning. ADOR WELDING LIMITED warrants that all new equipment sold from Plant/Area Offices / Authorised Distributors are free from defects in materials and workmanship and will perform in full accordance with applicable specifications.
- In view of continuous development, ADOR WELDING LIMITED reserves the right to modify/change the design and/or the specifications without any prior notice.
- Backed by dedicated customer care package.